

STAGE & TOURING LIGHTING PACKAGES


The lighting packages listed here are designed from a functional and economical point of view. The optimum throw distance for the 500 watt PAR 56 units is 30 feet. If your distance from the stage is further than this you will need higher wattage fixtures. The designs are based on the many packages we have provided customers over the past 18 years. **They are complete packages except for color filters and stands.** Stands are required for floor mounting situations. If you want a more sophisticated package that would include ellipsoidal, Fresnel, and flood lights please give us a call. We'll be happy to design a package for your venue.



PAR 56



NSI ND4600



NSI MC7016

A: 16 lights

- 1 - NSI MC7016 Memory controller.
 - 4 - Control cable, 50'.
 - 4 - NSI ND4600 Dimmer Packs, 4 channels, 600 watts per channel
 - 2 - Ellipsoidal Spotlights, Variable focus 4.5" x 25°-50°, complete with U-ground plug, c-clamp, color frame, safety cable, and HX601 (575 watt, 1500 hr.) lamp.
 - 14 - PAR 56 Aluminum fixture with c-clamp, color frame, safety cable, U-ground plug.
- 14 - PAR 56, Medium Flood (500 watt, 400 hour) lamp.**
4 - Power cable, 12/3 SJT, U-ground connectors, 50'.
System A - 16 Light, PAR 56 lamp Package



PAR 64



NSI MC7008

B: 8 lights

- 1 - NSI MC7008 Memory Controller.
 - 2 - Control cable, 50'.
 - 2 - NSI ND4600 Dimmers, 4-channels, 600 watts per channel.
 - 8 - PAR 56 Aluminum fixture with c-clamp, color frame safety cable & U-ground plug.
 - 8 - PAR 56, Medium Flood (500 watt, 400 hr.) lamp.
- System B - 8 Light PAR 56 Package



SCENEMASTER 6, DOVE

C: 6 lights

- 1 - Dove SceneMaster 6, 6-channel, 1000 watts per channel, controller & dimmer combined.
 - 6 - PAR 56 Aluminum fixture with c-clamp, color frame, safety cable, U-ground plug.
 - 6 - PAR 56, Medium Flood, (500 watt, 400 hr.) lamp.
 - 2 - Power cable, 12/3 SOW, U-ground connectors, 50'.
 - 6 - Extension cable, 14/3 SOW, U-ground connectors, 50'.
- System C - 6 Light PAR 56 Package

E: 4 lights

- (DJ Mobile/Stand alone) Add a controller and cable for a remote controlled system.
- 1 - Lightcraft 860, 4-channel, 600 watts per channel, sound activated Pack.
 - 2 - Control cable, 50'.
 - 4 - PAR 38 with U-ground connector.
 - 4 - PAR 38, Spot (150 watt, 2000 hr.) lamp.
 - 1 - LT-11, Light Stand, extends to 11 feet, and 2 sidearms
- 570-140 - 4 Light Dimmer/Mobile Package



165-410 12 ft. stage tree

STANDS ARE SOLD SEPARATELY



165-543 Stand & cross bar,
height to 9.5'



165-535 Stand & cross bar, height to 12'.
Lights not included.

ELLIPSOIDAL SPOTLIGHTS



ETC SOURCE 4

- 105-001 50°
- 105-003 36°
- 105-005 26°
- 105-007 19°
- 105-009 10°
- 105-011 5°
- 105-013 15° -30° Zoom
- 105-015 25° -50° Zoom



UL listed for 750 watt lamps. ETC's ellipsoidal spotlights produce more light than most 1000 watt units. The lens system combined with the dichroic glass reflector and the compact, multi-filament lamp produce a light beam which extends the life of projection patterns. C-clamp & color frame included.

- 866-055 HPL575w lamp
- 870-531 HPL750w lamp

- 162-320 Drop-in Iris
- 167-260 Pattern Holder (A)
- 167-262 Pattern Holder (B)
- 167-261 Glass Pattern Holder
- 167-305 Donut
- 166-200 Safety Cable
- 161-093 Color frame, 10°
- 161-094 Color frame, 5°
- 167-307 Donut, 10°
- 167-309 Donut, 5°

(Order lamp, accessories & connector separately)

ETC SOURCE 4 jr™ and jr Zoom

- 105-020 50°
- 105-022 36°
- 105-024 26°

- 105-026 25° -50° Zoom



This modified version of the Source 4 is designed to bring added functionality to Source 4 fixtures. Comes with color frame and C-clamp.

- 866-055 HPL575w lamp
- 162-328 Drop-in Iris
- 167-259 Pattern Holder (M)
- 167-305 Donut
- 166-200 Safety Cable
- 161-093 Color frame
- 182-535 Stage Pin Connector
- 184-170 Edison Connector

(Order lamp, connector & accessories separately)

STRAND SL

- 102-230 50°
- 102-226 36°
- 102-221 26°
- 102-216 19°

- 102-211 10°
- 102-204 5°

- 102-235 18° -30° Zoom focus
- 102-240 25° -50° Zoom focus



Strand Lighting's latest ellipsoidal spotlights have a number of features which make them an outstanding choice for the discerning lighting designer.

- * High Light Output Optical System
- * 360° Rotating Lens Barrel
- * Glass Dichroic Reflector
- * Easy Focus Lamp Housing
- * Extra Insulation on Handles and Knobs

Color frame and C-clamp included.

- 866-410 HX600 FLK, 115v, 575 w, 3200° , 300 hr lamp
- 866-415 HX601 120 volt, 575 w, 3050° , 1500 hr lamp
- 866-420 GLC 115v, 575 w, 3200° K lamp

- 166-200 Safety Cable
 - 182-535 Stage Pin Connector
 - 184-170 Edison Connector
- (Order accessories, lamp & connector separately)

ELLIPSOIDAL SPOTLIGHTS

Super Reflector System produces 50% more light when used with 575 watt, GLC lamp.



ALTMAN 360Q with Super Reflector (standard)

A 500-750 watt, heavy duty theatre instrument for front, side and special effects lighting. Throw to 65 feet. 300 hour lamps listed below are 3200° Kelvin and produce maximum light output.

- | | | |
|---------|--------|---------------------------------------|
| 102-001 | 6"x9" | -37° with Super Reflector |
| 102-005 | 6"x12" | -26° with Super Reflector |
| 102-010 | 6"x16" | -19° with Super Reflector |
| 102-015 | 6"x22" | -11° with Super Reflector |
| 102-003 | 6"x9" | -37° with Super Reflector & Speed Cap |
| 102-007 | 6"x12" | -26° with Super Reflector & Speed Cap |
| 102-012 | 6"x16" | -19° with Super Reflector & Speed Cap |
| 102-017 | 6"x22" | -11° with Super Reflector & Speed Cap |

Accessories:

- | | | |
|---|---|--------------------------|
| 860-503 EHD 500w lamp | 161-071 Color Frame, 7.5" | 165-010 C-clamp |
| 870-301 EHG 750w lamp | 166-200 Safety Cable | 167-005 Pattern Holder |
| 866-410 HX600 FLK, 115v, 575w, 3200°, 300 hr lamp | 182-535 Stage Pin Connector | 184-170 Edison Connector |
| 866-415 HX601 120v, 575w, 3050°, 1500 hr lamp | (Order lamp & connector & accessories separately) | |
| 866-420 GLC 115v, 575w, 3200° K lamp | | |

ALTMAN Shakespeare

This fixture features a dichroic glass reflector which releases the hot infrared radiation out the back of the unit and projects cool, bright light forward. The result is that shutters, gobos, and gels work cooler, longer, and better. Lamp focusing is quickly done without tools to attain full field, distortion-free pattern projections using the easy focusing speed cap. Color frame and safety cable are included.

- | | |
|---------|--------------|
| 101-600 | 50° |
| 101-602 | 40° |
| 101-603 | 30° |
| 101-604 | 20° |
| 101-605 | 10° |
| 101-607 | 5° |
| 101-610 | 15°-30° Zoom |
| 101-612 | 30°-55° Zoom |
- (Order lamp & connector separately.)



- Accessories Additional:**
- | | |
|---------|----------------|
| 162-105 | Snoot, 6.5" |
| 167-005 | Pattern Holder |
| 162-350 | Drop-In Iris |
| 167-305 | Donut |

Call for Quantity Pricing!



ALTMAN MR16 MICRO ELLIPSE

The Micro Ellipse is a lightweight framing spotlight with a 2" optical system which produces a narrow to medium beam up to 15 ft. Unit has a built-in transformer and uses MR16 12 volt lamps. Framing shutters, pattern slot and holder accept 1.5" patterns. **Comes with color frame and safety cable.** Also available in white and a variety of anodized colors with optional dichroic color filters for restaurants, store display and other architectural applications.

- | | |
|---------|------------------------------------|
| 101-017 | Micro Ellipse, Black |
| 806-540 | EYC 75 watt, 12 volt, MR 16, Flood |
| 184-170 | Edison Connector |



ALTMAN 3.5"

- | | |
|---------|-----------|
| 100-000 | 48° (x5) |
| 100-001 | 38° (x6) |
| 100-003 | 28° (x8) |
| 100-005 | 23° (x10) |
| 100-007 | 18° (x12) |

A small unit good for throws up to 40 ft. 4 shutters, safety cable & color frame included. Medium 2-pin lamp socket is standard.

We tested this fixture in our rental shop and found that with the HX600 lamp we get more footcandles than with a 750 watt EHG.

We recommend it for small facilities with limited electrical power.

- | | | | |
|---------|---------------------|---------|------------------|
| 860-503 | EHD 500w lamp | 184-170 | Edison Connector |
| 182-535 | Stage Pin Connector | | |
- (Order lamp & connector separately)

The SUPER REFLECTOR upgrade kit is designed to replace the reflectors in Altman Axial lamp mount fixtures.

- | | |
|---------|-----------------|
| 175-067 | Super Reflector |
|---------|-----------------|



This cap & socket assembly, originally designed for the Shakespeare, is modified to be a direct replacement for the Altman 360Q cap. With this cap there are no tools needed for lamp focusing adjustments.

- | | |
|---------|-----------|
| 175-000 | Speed Cap |
|---------|-----------|



FRESNEL SPOTLIGHTS

The most versatile and popular light for stage and studio. The light diffusing lens produces a soft-edged, even light beam. Focusing adjustment allows for spot or flood lighting.

ALTMAN 3" FRESNEL

110-001 100-150w

A 3" lens unit for lighting objects up to 15 feet away.

830-207 ESR 100w lamp 836-051 ETC 150w lamp
162-000 Barn Door, 2 way 165-190 Base for 3" Fresnel

(Order base, lamp, connector, and barn door separately)



ALTMAN 6" QUARTZ FRESNEL

112-003 500-700w

UL listed for QUARTZ lamps up to 750 watts.

A 6" lens unit for distances up to 35 feet. Medium pre-focus lamp socket. Upgraded reflector to produce more light output when in spot focus.

Includes color frame and safety cable.

860-601 BTL 500w lamp 870-408 BTN 750w lamp
162-030 Barn Door, 4 way 165-010 C-clamp
166-200 Safety Cable 182-535 Stage Pin Connector
184-140 Edison (PBG) Connector

(Order lamp, connector, clamp, safety cable & barn door separately)

Call for Quantity Pricing!



ALTMAN 8" FRESNEL

113-006 1000-2000w 8" lens unit,

Mogul prefocus socket. For distances to 50 feet. Includes color frame and safety cable.

880-805 BVT 1000w lamp
890-403 CWZ 1500w lamp
892-301 BVW 2000w lamp
162-050 Barn Door, 4 way
165-010 C-Clamp
165-021 PREMIER pipe clamp
166-200 Safety Cable
182-535 Stage Pin Connector
184-140 Edison (PBG) Conn

(Order lamp, connector, clamp, & barn door separately.)



SOURCE 4 PARNEL

With its wave lens design and easy focusing knob, the PARNel lets you quickly access a range of 25 to 45 degrees - a smooth, soft, symmetrical field that you can spot or flood like a fresnel. Features an enhanced aluminum reflector. Rated up to 750w. Comes w/color frame.



124-341 Source 4 PARNel

866-055 HPL 575w lamp 870-531
165-010 C-clamp 166-200
182-535 Stage Pin Connector 184-140
(Order lamp, connector, clamp & safety cable separately.)

HPL 750w lamp
Safety Cable
Edison Connector

STRAND 6" FRESNEL

112-103 Strand 500-1000w 6" lens unit, Medium prefocus socket.

112-104 Same with Medium bi-post socket. For distances up to 40 feet.

Includes color frame & C-Clamp

880-611 BTR 1000w Med PF lamp
880-701 EGT 1000w Med BP lamp
161-069 Color Frame
162-034 Barn Door, 8 way
166-200 Safety Cable

(Order lamp, connector, safety cable & barn door separately.)



STRAND 8" FRESNEL

113-103 1000-2000W 8" lens unit, Medium pre-focus socket.

113-104 Same with Medium bi-post socket. For distances up to 55 feet.

Includes color frame and C-Clamp.

880-805 BVT 1000w lamp
892-503 CYX 2000w lamp TV
162-054 Barn Door, 4 way
166-200 Safety Cable

(Order lamp, connector, safety cable & barn door separately.)



ALTMAN MICROFLOOD

The Micro Flood is a lightweight soft-edged spotlight designed to produce narrow to wide beam spreads up to 15' away. It uses MR-16 dichroic reflector lamps which are ideal for lighting floral arrangements, window displays, and nightclubs. The narrow to wide beam spreads are a result of the type of MR-16 lamp that is selected and installed.

Male Edison Connector, Color Frame, and Safety Cable included

110-020 Altman Microflood
806-540 EYC 75 w MR16 Flood
806-542 EYF 75 w MR16 Narrow Spot
162-005 4-way Barndoor

PAR LIGHTS

IN MANY VENUES THESE 575 WATT UNITS ARE REPLACING TRADITIONAL BORDER AND CYCLORAMA LIGHTING FIXTURES. THEY ARE EXCELLENT IN VIDEO APPLICATIONS.

Opti PAR HX

A high performance, parabolic reflector luminaire using HX series lamps. These lamps combined with the special reflector makes this one of the brightest 575 watt PAR type fixtures available. Comes with color frame and very narrow spot lens. Available in black or white.

ETL LISTED



CALL FOR QUANTITY PRICING!

- 124-343 Opti PAR HX w/frame & very narrow lens (black)
- 124-344 Opti PAR HX w/frame & very narrow lens (white)
- 866-410 HX600, 575 watt, 300 hour lamp
- 866-415 HX601, 575 watt, 1500 hour lamp
- 161-071 Color frame, black
- 164-831 Clear Flat Lens
- 164-833 Very Narrow spot lens
- 164-835 Narrow spot lens
- 164-837 Medium flood lens
- 164-839 Wide flood lens
- 162-110 High hat (snoot)
- 165-010 C-clamp, heavy duty, theatrical
- 165-025 Pipe clamp, low profile, steel
- 166-200 Safety cable
- 184-140 Edison connector
- 182-535 Stage Pin connector
- 164-805 Par Lens Changing Tool

(Order lamp, connector, pipe clamp and additional accessories separately)



OUTDOOR PAR, UL listed.

These watertight, heavy duty units are an excellent choice for outdoor, wet locations. Construction is of cast aluminum with an optional stainless steel snoot/color frame holder. Comes with 24" water proof, sunlight resistant cable and safety cable.

Outdoor PAR uses a PAR 64 lamp

Outdoor HX 575 Fixture comes with five interchangeable lenses. Smaller-sized, lower-wattage lamps reduce power consumption and storage space.

- 124-368 PAR 64 Outdoor
- 124-374 PAR HX/575 Outdoor
- 162-130 Combination Snoot/Color Frame
- 165-010 C-Clamp
- 852-100 HX400 375 watt, 115 volt, 3200 K 300 HR
- 852-110 HX401 375 watt, 120 volt, 3000 K 1500 HR
- 866-420 GLC 575 watt 115v, 3200 K 400h
- 866-425 GLA 575 watt 115v, 3100 K 1500hr

(order lamp, accessories & connector separately)

SOURCE FOUR PAR

Utilizing a unique, die-cast aluminum reflector and enhanced coatings, Source Four PAR delivers equal or better light output than conventional 1k watt PAR 64's. The beam of the very narrow spot is round, smooth and even. To change the beam shape, snap in one of the five lenses into the rotating front ring. Comes with color frame and four lenses (VNSP, NSP, MFL, WFL).

- 124-340 Source Four PAR with Enhanced Aluminum Reflector
- 124-342 Source Four PAR with Mirror Coated Metal Reflector
- 164-831 Clear Flat Lens
- 164-833 Very Narrow Spot Lens
- 164-835 Narrow Spot Lens
- 164-837 Medium Flood Lens
- 164-839 Wide Flood Lens
- 866-055 HPL 575 w lamp, 300 hr
- 866-060 HPL 575 w lamp, 1500 hr
- 164-805 Par Lens Changing Tool

(Order lamp, safety cable & connector separately)



ALTMAN STAR PAR

A rugged, lightweight alternative to conventional Par 64 luminaires. Operates with 575 watt tungsten halogen lamps, and accepts a wide variety of interchangeable lenses. Uses standard 10" accessories. Comes with color frame, safety cable, and set of 4 lenses (VNSP, NSP, MFL, WFL).

- 124-398 Star Par w/all four lenses
- 866-410 HX600, 575 watt, 300 hr lamp
- 165-010 C-clamp, heavy duty, theatrical
- 184-140 Edison Connector
- 182-535 Stage Pin Connector
- 164-805 Par Lens Changing Tool



ALTMAN SPECTRA PAR

The Altman SpectraPAR is a color-mixing fixture with extremely low power-consumption. Consisting of a mixture of 36 high-intensity RGB LEDs, the 50 watt SpectraPAR can produce a virtually unlimited array of colors.

Each unit comes with three interchangeable lenses - NSP, MFL, and WFL.

Suitable for Indoor or Outdoor Use

- 124-600 Spectra PAR w/lenses
- 124-620 Spectra PAR 150watt Power Supply (3 fixtures maximum)
- 124-630 iPlayer 2 USB Interface w/ ColorPlay Software
- 124-640 ZAPI Addresser for SpectraPAR



PAR LIGHTS

124-318 **PAR 16** polished aluminum, 120 volt.
 124-319 **PAR 16** black aluminum, 120 volt.
 Comes with **E17 screw** lamp socket, color frame,
 and edison plug.



820-105 JDR-N 75w, 120v, E17 base
 820-110 JDR-M 75w, 120v, E17 base
 820-115 JDR-W 75w, 120v, E17 base
 (Order lamp separately)

124-320 **PAR 20** polished aluminum, 120 volt.
 124-321 **PAR 20** black aluminum, 120 volt.
 Comes with **Medium screw** lamp socket, color frame,
 and edison plug.



820-130 JDR-N 75w, 120v, Med base
 820-135 JDR-M 75w, 120v, Med base
 820-140 JDR-W 75w, 120v, Med base
 (Order lamp separately)

ALTMAN MICRO PAR, UL Listed

Ideal for small stage, merchandise, art, and
 nightclub lighting. Light throw to 20 ft. Color
 frame, safety cable, and Male Edison Connector
 included.
 Uses JDR medium screw base lamps



120-071 Altman Micro PAR
 162-005 Mini Barn Door, Four Leaf
 165-000 Mini C-clamp

120-078 MULTI PAR38/R40

Steel UL listed 75-300 watt lensless unit.
 Ideal for stage, display & party lighting.
 Light throw to 25 ft.

165-025 Pipe clamp, steel
 936-605 PAR 38 150w Flood lamp
 936-607 PAR 38 150w Spot lamp
 936-402 R40 120w Flood lamp
 936-404 R40 120w Spot lamp



(Order lamp, connector & pipe clamp separately)

120-080 MULTI PAR 38 75-300 watt

Lensless unit with color frame.
 For stage and display lighting.
 Includes lamp, cable with plug attached.
 Throw of 20 ft.

165-025 Pipe clamp, steel
 936-605 PAR 38 150w Flood lamp
 936-607 PAR 38 150w Spot lamp
 936-402 R40 120w Flood lamp
 936-404 R40 120w Spot lamp

(Order pipe clamp separately)



PAR 46, 200 watt

124-346 Black steel
 124-347 Polished aluminum, economy
 124-348 Black aluminum, economy



940-601 200 watt NSP lamp
 940-602 200 watt MFL lamp
 (Order lamp, pipe clamp, safety cable & connector separately)

PAR 56, 300/500 watt

124-356 Black steel
 124-357 Polished aluminum, economy
 124-359 Black aluminum, economy



950-601 300 watt NSP lamp
 950-602 300 watt MFL lamp
 950-603 300 watt WFL lamp
 961-201 500 watt NSP lamp
 961-202 500 watt MFL lamp
 961-203 500 watt WFL lamp
 (Order lamp, pipe clamp, safety cable & connector separately)

PAR 64, 500/1000 watt

124-364 Black steel
 124-366 Polished aluminum, economy
 124-367 Black aluminum, economy



961-302 500 watt NSP
 961-303 500 watt MFL
 961-304 500 watt WFL
 881-101 FFN 1000 watt VNSP
 881-102 FFP 1000 watt NSP
 881-103 FFR 1000 watt MFL
 881-104 FFS 1000 watt WFL
 (Order lamp, pipe clamp, safety cable & connector separately)

PAR Combo Packs

These PAR Can Combo
 Packages come complete with
 PAR can, Lamp, 4 Color
 Filters, Clamp, Safety Cable,
 Gel Frame, and power cord
 with Edison plug.



DJ4-538 PAR 64 Combo, 1000w MFL - Polished Aluminum
 DJ4-540 PAR 64 Combo, 500w MFL - Polished Aluminum
 DJ4-541 PAR 64 Combo, 500w MFL - Black Aluminum
 DJ4-550 PAR 56 Combo, 300w MFL - Polished Aluminum
 DJ4-551 PAR 56 Combo, 300w MFL - Black Aluminum
 DJ4-560 PAR 46 Combo, 200w MFL - Polished Aluminum
 DJ4-561 PAR 46 Combo, 200w MFL - Black Aluminum

RAYLIGHT REFLECTORS

Used in PAR fixtures in place of PAR lamps. Light weight reflectors use
 DYS lamps. Ideal for DJ's and touring groups. Plugs
 directly into fixture lamp socket.

124-275 PAR 46 Reflector - Narrow
 124-280 PAR 56 Reflector - Narrow
 124-300 PAR 64 Reflector - Narrow
 866-101 DYS 600 w lamp



FOLLOW SPOTLIGHTS

129-020 **ALTMAN COMET**

- 811-305 ENX lamp
- Medium to long throw, 125 ft.
 - ENX, MR16 360 watt, 82 volt lamp **included**
 - Iris & shutters
 - Mechanical dimmer
 - 6 color self-cancelling color changer with douser
 - 25' power cord with plug
 - Dual adjustable lenses
 - Castered stand



ALTMAN LUMINATOR

Short to medium throw follow spotlight. Small, 24" overall length, yet powerful, this mighty fixture is good for distances up to 95 feet. Like the bigger Altman Comet follow spot, Luminator uses an 82 volt MR16 type lamp which, in conjunction with magnetic transformer and superior optical system, produces light output similar to old style 1000 watt fixtures.

Features include:

- Six disc color changer
- Iris
- Mechanical dimmer
- Castered stand
- Cooling fan (low noise)
- On/off switch
- Power cord, 11.5' with U-ground Edison plug



129-001 Altman Luminator with castered stand

56" in low position

129-003 Altman Luminator with Tripod stand

64" in low position

811-305 ENX, 360 watt, 82 volt, lamp

129-025 **ALTMAN SATELLITE**

- 915-300 575w 75hr, Gap shortened
- 915-310 575 HMI lamp & reflector
- Long throws up to 175 ft
 - 575 HMI lamp **included**
 - Iris & shutters
 - Mechanical dimmer
 - 6 color self-cancelling color changer with douser
 - 10' power cord & outboard power supply
 - Dual adjustable lenses
 - Castered stand
 - 7° to 20° Zoom range
 - 4.7 foot spot at 150 feet



We endorse this unit as one of the finest followspots in this price range. Long life lamp, durability, and clean light beam make it an excellent choice.

129-601 **PHOEBUS ULTRA QUARTZ II**

- 811-305 ENX lamp
- Medium to long throw, 125 ft
 - ENX, MR16 360 watt, 82 volt lamp **additional**
 - Iris & shutters
 - 6-color color changer
 - Built-in spare lamp holder
 - Dual adjustable lenses
 - Castered stand

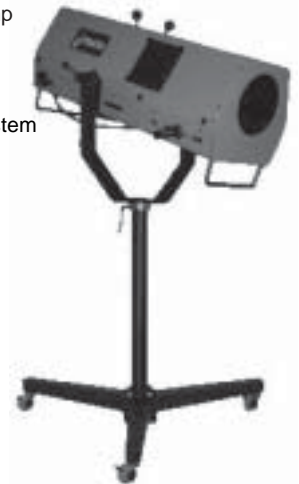


The two lights shown above are favorites of rental customers. Small (34" length), yet very powerful. The **360 watt, 82 volt**, ENX lamp provides light output equal to 1000 watt followspots.

129-610 **PHOEBUS i-marc**

- 840-250 SMR-200watt metal halide lamp
- Throws from 25-150 feet
 - Iris & douser
 - Variable focal length lens system
 - 6 color color changer
 - Lightweight and portable
 - 3:1 Zoom range
 - 11' 6" power cord

Ideal for school auditoriums, concert tours, and churches.



129-667 **PHOEBUS TITAN**, Long Throw

- Long throws to 300 ft

129-669 **PHOEBUS TITAN**, Short Throw

- Short throws to 200 ft

- 915-350 1200 watt HMI MSR lamp
- 1200 watt HMI lamp - additional
 - Iris & shutters
 - Magnetic power supply
 - 6-color self-cancelling color changer with douser
 - Castered stand
 - Flat even light field
 - 15 amp, 120 volt power requirement

This fixture is a favorite of our film and TV rental customers.



* Shipped F O B factory direct to you.

FOLLOW SPOTLIGHTS

129-285 ELATION PRO FS FOLLOWSPOT w/stand and lamp

- Good for distances up to 80 ft.
- Color Changer
- Iris
- Blackout douser
- Electronic dimmer
- 120v operation
- 10" x 10" x 24"
- Package includes rolling stand & 575W lamp
- UPS Shippable



129-281 PRO FS followspot - fixture only
165-526 PRO FS Rolling Stand only
866-410 HX600 575 watt lamp
866-420 GLC 575 watt lamp

129-200 FS-1000 FOLLOWSPOT w/stand and color changer

- Good for distances up to 65 ft.
- Uses a new specially designed reflector that produces more light output
- Iris to a blackout
- Built in dimmer
- Extruded aluminum casing
- 120v operation
- 9" x 9" x 21"
- Package includes tripod stand and color changer
- Uses 575W Halogen lamp (order separately)
- UPS Shippable



DJ5-515 Tripod Stand only w/Follow Spot adapter
129-205 4-color color changer
866-410 HX600 575 watt lamp
866-420 GLC 575 watt lamp



129-800 Robert Juliat BUXIE 700W MSD 575 HR Follow Spot

- Throw to 80 feet
- Electronic power supply, voltage range : 90 to 130V and 190 to 265V - 50/60 Hz.
- Hot restrike
- Removable P.S.U.
- 100% closing and removable iris.
- 100% closing mechanical dimmer.
- 6 way colour changer, push/pull system.

915-275 MSD 575 HR G22 lamp

129-810 Robert Juliat TOPAZE Throws 50 to 115 feet



129-830 Robert Juliat MANON Throws 25 to 50 feet



- High performance double condenser optical system
- 100% closing iris with backplate follower in a removable cassette
- 100% closing mechanical dimmer
- 6 way "Boomerang" colour changer system fitted with removable filter frames
- 3 meter follow spot cable.
- Heavy duty compact power supply unit

910-100 MSR 1200W G22

FLOOD • STRIP LIGHTS

SCOOP LIGHTS

124-015 18" Scoop

Scoop lights produce a wide, even, soft-edged light which is well suited for blending cyclorama color washes. It is also useful for lighting large areas such as a gym. They work well over an orchestra as a general fill light.



881-015 DKS/DSE 1000w lamp

161-160 Color Frame

(Order color frame, lamp, c-clamp and connector separately)

124-010 14" Scoop

Similar to the 18" scoop, but for a smaller venue. Color frame and safety cable included.

961-009 500w lamp

881-015 DKS/DSE 1000w lamp

981-014 1000 watt IF lamp

(Order lamp and connector separately)



124-001 10" Scoop

Similar to the 14" Scoop above.

Good for distances up to 20 feet.

Color frame and safety cable included.

845-071 250w lamp

(Order color lamp and connector separately)



R40 STRIPLIGHTS/BORDERLIGHTS

A versatile floodlight which uses 120 or 300 watt R-40 lamps, or 150 watt PAR 38 lamps. Price includes lead wire, mounting brackets and 2-piece color frames. Comes with floor trunion, safety cable, and color frame. Specify feed in or feed through lead wiring.

127-030 6 ft. long, 12 lamp, 3 circuit

127-031 6 ft. long, 12 lamp, 4 circuit

127-032 7'6" long, 15 lamp, 3 circuit

127-033 8 ft. long, 16 lamp, 4 circuit

165-700 Floor trunion, pair

165-705 Floor trunion with Casters, pair

165-710 Hanging Arm and C-Clamp, pair

936-402 120 watt, R 40 flood lamp

936-404 120 watt, R 40 spot lamp

936-605 150 watt, PAR 38 flood lamp

936-607 150 watt, PAR 38 spot lamp

(Order lamps & connectors separately)

160-000 Glass Roundel 5-5/8", plain Red

160-001 Glass Roundel 5-5/8", plain Blue

160-002 Glass Roundel 5-5/8", plain Green

160-003 Glass Roundel 5-5/8", plain Amber

160-004 Glass Roundel 5-5/8", plain Clear

160-025 Glass Roundel 5-5/8", 50° Red

160-026 Glass Roundel 5-5/8", 50° Blue

160-027 Glass Roundel 5-5/8", 50° Green

160-028 Glass Roundel 5-5/8", 50° Amber

160-029 Glass Roundel 5-5/8", 50° Clear

161-040 Color Frame, flat 5.75"x6.75"

161-041 Color Frame, two-piece for roundel 5.75"x6.75"

LOW VOLTAGE MINI-STRIPLIGHT

Using low voltage and low wattage MR16 lamps, these units provide brighter light than R-40 type strips. They are 3" wide by 7" deep. Lamps are wired in series in 3 or 4 circuits. Neon indicator lights are used to identify burned out lamps. Includes floor trunion, safety cables, and color frames.

127-103 3 circuit, 30 lamp, 6'4" long w/floor trunion

127-105 4 circuit, 40 lamp, 8'5" long w/floor trunion

806-540 75 watt, EYC lamp

(Order lamps & connectors separately)



ALTMAN TV/FILM FRESNELS



High quality fixtures
for a very
reasonable price.

ALTMAN location fresnels integrate aluminum extrusion and die castings with other non-corrosive materials for durability and high performance. All models include wire guard and connector. **The 3" & 4.5" units are excellent choices for portable kits.**

- 203-100 **300 watt, 3.1" lens**, stand model with filter frame, 25' cord & in-line switch
- 203-105 300 watt, 3.1" lens hanging model
- 203-130 Barn door, 4-way
- 203-129 Scrims (set of 5)
- 850-428 FKW 300 watt lamp



**DESIGNED
FOR
300W, 500W &
650W LAMPS**

- 203-200 **650 watt, 4.5" lens**, stand model with filter frame, 25' cord & in-line switch
- 203-205 650 watt, 4.5" lens, hanging model
- 203-230 Barn door, 4-way
- 203-229 Scrims (set of 5)
- 850-428 FKW 300 watt lamp
- 860-616 FRG 500 watt lamp
- 868-431 FRK 650 watt lamp



- 203-300 **1000 watt, 5" lens**, stand model with 16' cord & in-line switch.
- 203-305 1000 watt, 5" hanging model with clamp, safety cable, 3' cord & fixture switch.
- 203-332 Barn door, 8 leaf
- 203-329 Scrims (set of 5)
- 880-701 EGT 1000 watt lamp



- 203-404 **2000 watt, 7" lens**, stand model
- 203-405 2000 watt, 7" lens, hanging model
- 203-432 Barn door, 8 leaf
- 203-429 Scrims (set of 5)
- 892-503 CYX 2000 watt lamp



- 203-504 **5000 watt, 10" lens**, stand model
- 203-505 5000 watt, 10" lens, hanging model
- 203-532 Barn door, 8 leaf
- 203-529 Scrims (set of 5)
- 897-202 DPY 5000 watt lamp

**CALL FOR PRICING ON HMI AND
NINE-LIGHT FIXTURES**

STRAND TV/FILM FRESNELS

The popular **BAMBINO** range was developed for use in studios and on location, following extensive consultation with industry professionals.

- 201-004 **200/500 watt, 3.5" lens**, with 5/8" socket, wireguard, color frame and barndoor
- 201-062 Scrim (set of 5)
- 840-204 FEV 200 watt lamp
- 860-616 FRG 500 watt lamp



- 201-003 **650 watt, 5" lens**, with wireguard, color frame, and barndoor
- 201-060 Scrim (set of 5)
- 868-431 FRK 650 watt lamp



- 201-007 **1000 watt, 5" lens**, with 5/8" spigot, wireguard, color frame, and barndoor
- 201-055 Scrim (set of 5)
- 880-701 EGT 1000 watt lamp



- 201-010 **2000 watt, 7" lens**, with 1-1/8" stud, wireguard, color frame, and barndoor
- 201-050 Scrim (set of 5)
- 892-503 CYX 2000 watt lamp



Strand Quartzcolor's **STUDIO Fresnels** were developed specifically for use in Film and Television applications



- 201-006 **1000 watt, 7" lens**, with wireguard, color frame, and barndoor
- 201-054 Scrim (set of 5)
- 880-701 EGT 1000 watt lamp

- 203-504 **2000 watt, 10" lens**, with wireguard, color frame, and barndoor
- 201-053 Scrim (set of 5)
- 892-503 CYX 2000 watt lamp

STRAND HMI



Onelight PAR



Onelight Fresnel

STRAND ONELIGHT

The OneLight Par and Fresnel are 575W HMI daylight fixtures. Optional DMX card is available. All OneLight products are designed by Strand Quartzcolor for solid reliable operation and ease of maintenance. The OneLight ballasts are simple to swap out with just four fasteners to remove for plug in exchange of parts.

Comes with barndoor, color frame, and lamp.
OneLight PAR comes with a set of five 7-3/4" lenses complete with case.

- 201-000 Onelight Fresnel
- 201-005 Onelight PAR
- 915-315 MSR 575 watt HMI G22 lamp

CYCLORAMA LIGHTS

Designed for use in TV studios and theatres, these lights provide even distribution of light both horizontally and vertically.

Overhead fixtures come in 1, 2, 3 & 4 circuits.



ALTMAN "Sky Cyc"

Comes with Power Cable, clamp, safety cable and color frame.

- 126-001 Single lamp unit
- 126-002 Two lamp unit
- 126-003 Three lamp unit
- 126-004 Four lamp unit
- 161-125 Color frame, each
- 880-409 FFT 1000w lamp
- 166-200 Safety cable

(order lamps, color frames & connectors separately.)



FOCUSING OR ECONO CYC LIGHT

Accepts 300-1000 watt lamps. Single compartment, one circuit, floor standing or hanging cyc light. Safety cable included.

- 126-020 Focusing Cyc
- 126-050 Econo Cyc (fixed focus)
- 161-126 Color frame, black hinged
- 165-735 Kit for side mounting hardware
- 165-740 Single cell yoke with clamp
- 165-745 Three cell yoke with clamp
- 165-744 Four cell yoke with clamp
- 880-405 FCM 1000 watt lamp

(Order lamp, color frame, mounting accessories and connector separately.)



STRAND "Iris"

- 126-101 Single lamp unit
- 126-105 Two lamp unit
- 126-110 Three lamp unit
- 126-114 Four lamp unit
- 161-107 Color frame, each
- 880-409 FFT 1000 watt lamp
- 890-102 FDB 1500 watt lamp
- 166-200 Safety Cable

(Order lamps & connectors separately - color frames included.)



STRAND "Orion"


Single-cell, floor standing cyc light. Similar to old Pallas fixture.

- 126-201 Single lamp unit
- 860-305 FDN 500 watt lamp
- 880-406 FHM 1000 watt lamp
- 166-200 Safety Cable

(Order lamps & connectors separately - color frames included.)

NOOK LIGHTS

USED IN TV & FILM FOR
FILL, SIDE & BACKLIGHT.



NOOK LIGHTS or MINI-BROADS

Includes built-in 4-way barndoors.

- 125-210 Altman Q Lite Jr. with 3' bare end lead wires. (discontinued, available while supplies last)
- 125-220 Altman Q Lite with 3' bare end lead wires.
- 166-200 Safety Cable
- 860-302 FCL 500 watt lamp
- 860-303 FCZ 500 watt lamp
- 868-201 FAD 650 watt lamp
- 880-406 FHM 1000 watt lamp

FILL LIGHTS



SOFTLIGHTS

These compact, lightweight indirect fill-lights provide a very soft even wash of light. The single lamp 1000w junior will evenly cover a 20'x19' area from 10' at 35 footcandles. The double lamp 2000 w unit covers a 26'x23' area from 10' at 96 footcandles. Comes with color frame and safety cable.

- 125-520 Soft-Lite Jr., 300-1000 watt, with 3' lead & male Edison connector attached
- 162-153 Egg Crate for Soft-Lite Jr.
- 165-010 C-clamp
- 125-530 Soft-Lite, 1000-2000 watt, with 25' leads & in-line switch (no plug)
- 162-155 Egg Crate for Soft-Lite
- 252-661 Pipe Clamp with 5/8" stud
- 166-200 Safety cable
- 880-405 FCM 1000w lamp

LOWEL LIGHTS

VIP SYSTEM

PRO LIGHT

Comes with 4' cable, 12' extension, Edison plug, and stand fitting.

- 231-109 Pro Light
- 231-112 Front Housing
- 231-115 Barn Door, 4-way
- 231-116 Barn Door, 2-way
- 231-117 Accessory Holder
- 231-118 Full Scrim & Holder
- 231-119 Snoot
- 845-815 GCA 250watt 120v lamp



i-LIGHT and id-LIGHT

Comes with 4' cable and cigarette lighter connector.

- 231-130 i-light
- 231-135 id-light
- 807-005 i-100 100 watt 12/14 volt lamp



i-light



id-light

V-LIGHT

Comes with 16' cable, edison plug and barndoor.

- 231-790 V-light
- 860-010 GDA 500 watt lamp



LOWEL FILL LIGHTS




LOWEL RIFA-LITE

Comes with 4' cable, 16' extension, ediaon plug, light diffuser and carrying sleeve

- 231-600 Rifa-lite 44 16"x16" 300 watt
- 231-605 Rifa-lite 55 21"x21" 500 watt
- 231-610 Rifa-lite 66 25"x25" 750 watt
- 231-615 Rifa-lite 88 32"x32" 1000 watt
- 845-815 GCA 250 watt lamp for Rifa-lite 44
- 860-503 EHD 500 watt lamp for Rifa-lite 55,66,88
- 870-301 EHG 750 watt lamp for Rifa-lite 66,88
- 880-501 FEL 1000 watt lamp for Rifa-lite 88

LOWEL LIGHTS

TOTA-OMNISYSTEM



TOTA LIGHT

Comes with 16' cable, Edison plug, protective screen and barn door.
231-210 Tota Light
231-393 Tota Frame 10"x12"
231-391 Tota Brella
860-305 FDN 500watt 120v lamp



OMNI LIGHT

Comes with reflector, 16' cable, Edison plug, and protective screen. Barn door NOT included.

231-310 Omni Light
231-312 Barn Door, 4-way
231-340 Diffusion Glass
231-314 Snoot
231-346 Full Scrim
231-347 Half Scrim
231-344 Cookaloris
860-320 FTK 500 watt 120v lamp

DP LIGHT

Comes with reflector, 16' cable, Edison plug, and protective screen
231-240 DPLight
231-243 Reflector 3
231-244 Reflector 4
231-248 Barn Door- Accessory Holder
231-250 Diffusion Glass
231-249 Snoot
231-256 Full Scrim
231-257 Half Scrim
231-254 Cookaloris
860-503 EHD 500 watt 120v lamp
870-301 EHG 750 watt 120v lamp
880-501 FEL 1000watt 120v lamp



FREN-L 650

Comes with 16' cable and edison plug. Barn doors not included.
231-400 Fren-L 650
850-428 FKW 300 watt lamp
860-616 FRG 500 watt lamp
868-431 FRK 650 watt lamp



**PLEASE CALL FOR PRICING ON
ADDITIONAL LOWEL ACCESSORIES**

STRAND IANEBEAM

These portable lanebeam focusing floodlights are rugged enough to meet the demands of field production. Simple to set up and tear down they make it easy to get that time sensitive shot.

Comes with 5/8" socket, cable with in-line switch, accessory holder, safety wire mesh, and 4-way barndoor.

STRAND IANEBEAM REDHEAD

201-520 Redhead 650 watt
201-530 Redhead 1000 watt
201-536 Scrim for Redhead (set of 5)
955-304 FDA 400 watt lamp
966-204 FCB 600 watt lamp
868-201 FAD 650 watt lamp
880-401 DXW 1000 watt lamp



STRAND IANEBEAM BLONDE

201-540 Blonde 2000 watt
201-546 Scrim for Blonde (set of 5)
880-408 FER 1000 watt lamp
892-101 FEY 2000 watt lamp



FLUORESCENTS FOR VIDEO

High Frequency Fluorescent Lighting

A soft light system designed to blend with conventional tungsten, HMI and quartz lighting systems.

These fixtures are modular, with a range of lamp Kelvin color temperature from 3000° to 5500° Kelvin. The system's modular building block is the reflector cell with a two lamp cluster. The basic light series is available in 1, 2 & 3 cell versions. The Narrow Flood units use a single deep cell to collimate the light for accent or controlled flood application.

Fixtures are provided with a hanging yoke and an on/off switch. Customer may select color temperature and CRI. All other items are optional extras which may be purchased at additional cost.

- KW2-103 Six lamp, 3 cell flood, w/lamps
- KW2-123 Four lamp, 2 cell flood, w/lamps
- KW2-143 Two lamp, 1 cell flood, w/lamps
- KW2-163 Two lamp, 1 cell narrow flood, w/lamps
- KW2-173 Four lamp, 2 cell, side-by-side, flood, w/lamps
- KW2-190 LSL Fixture w/lamps
- KW2-213 One lamp, 1 cell, narrow flood w/lamp
- KW2-223 Two lamp, 1 cell, side-by-side, narrow flood, w/lamps

KW2-300 Dimming (adder price for each lamp)

- KW2-425 Egg crate fabric for KW2-190
- KW2-460 Metal Egg crate for KW2-143, 45° black
- KW2-465 Metal Egg crate for KW2-163, 45° black
- KW2-470 Metal Egg crate for KW2-123, 45° black
- KW2-475 Metal Egg crate for KW2-103, 45° black

- KW2-505 Honeycomb for KW2-163 w/gel frame
- KW2-510 Honeycomb for KW2-143 w/gel frame
- KW2-515 Honeycomb for KW2-123 w/gel frame
- KW2-520 Honeycomb for KW2-103 w/gel frame
- KW2-525 Snoot Honeycomb for KW2-163 w/gel frame
- KW2-530 Honeycomb for KW2-173 w/gel frame

- KW2-605 Barn door assembly for KW2-163
- KW2-610 Barn door assembly for KW2-143
- KW2-615 Barn door assembly for KW2-123
- KW2-620 Barn door assembly for KW2-103

- KW2-635 Reflector insert for KW2-163 barn door
- KW2-640 Reflector insert for KW2-143 barn door
- KW2-645 Reflector insert for KW2-123 barn door
- KW2-650 Reflector insert for KW2-103 barn door


KW2-675 Snoot for KW2-163 12 inch

- 930-100 Lamp, FT55DL/950 (5400°K) 98 CRI
- 930-105 Lamp, FT55DL/930 (3000°K) 98 CRI
- 930-130 Lamp, FT55DL/830 (3000°K) 82 CRI


- 165-010 C-clamp for 2" OD Pipe
- 166-200 Safety cable
- 184-170A Edison connector attached




KW2-103



Honeycomb



KW2-143



Reflective intensifier on barn doors




KW2-163



Barn door

Comparison charts based on manufacturers data sheets available on request.


VIDEO LIGHTING KITS



LOWEL SOLO KIT

2 Tota lights, 4 Omni lights, 4 barn doors, 5 scrims, 3 umbrellas, 6 Tota frames, 1 cookaloris, 4 Tota flags, 4 flex shafts, 1 lightflector, 5 stands, 1 mount, 2 clamps, 1 space clamp, 2 Tota taches, 2 scissor mounts, 1 gaffers tape, 2 screw-in mounts, 2 lamp packs (no lamps) and a carrying case.

231-765 Solo Kit TO-96



LOWEL AMBI KIT

2 Tota lights, 2 Omni lights, 4 stands, 2 barn doors, 3 scrims, 2 Tota brellas, 4 Tota frames, 2 gels, 2 Tota flags, 1 Tota flector, 4 Flexi shafts, 1 Tota tatch, 1 Tota mount, 2 Tota clamps, gaffers tape, 2 lamp packs (no lamps) and a carrying case.

231-750 Ambi Kit TO-95



LOWEL DP3 KIT

3 DP lights, 3 barn doors, 3 KS stands, 1 lamp case (no lamps) and a carrying case.

231-760 DP3 Kit D2-93



LOWEL GO TUBE KIT

2 Tota lights, 2 stands, 1 Tota brella, 1 Tota frame, assorted gels, 1 lamp pack (no lamps) and carrying case.

231-755 Tube Kit T1-90

PLEASE CALL FOR A COMPLETE CATALOG OF LOWEL PORTABLE KITS!